

SKATS 2017

Obligation Report

Salem-Keizer Area Transportation Study (SKATS)
FY 2017 Obligation Report
December 2017



Salem Keizer Area Transportation Study

Cover Photos

Top center: Peter Courtney Minto Island Bridge under construction.

Middle left: Union Street NE @ Commercial Street NE signal.

Middle center: Rideshare van.

Middle right: Transit Bus on Brown Road.

Bottom left: Delaney Road sidewalks.

Bottom right: 45th Avenue needs sidewalks and bike lanes.

Obligation Report Federal Fiscal Year 2017

December 2017



Salem-Keizer Area Transportation Study

100 High St. SE, Salem OR 97301

PH 503-588-6177 FAX 503-588-6094

www.mwvcog.org/transportation/skats

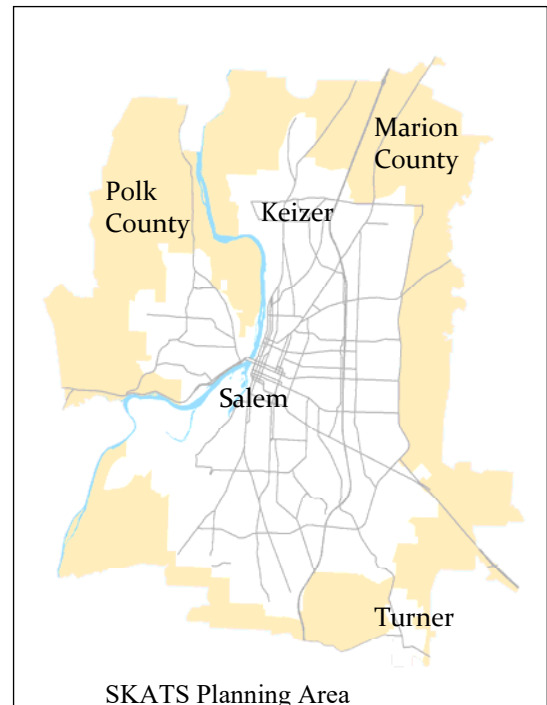
Introduction

The projects and programs contained in the SKATS Transportation Improvement Program (**TIP**) and for which federal funds were obligated during Federal Fiscal Year 2017 (October 1, 2016 through September 30, 2017) are documented in this 2017 Obligation Report.

Obligation is defined as the federal government's commitment to pay the federal share of a project's cost. Federal funds are obligated by either the Federal Highway Administration (**FHWA**) or the Federal Transit Administration (**FTA**). For FTA projects, obligation occurs when a FTA grant is awarded and available for execution following Department of Labor review. For FHWA projects, obligation occurs when a project agreement is executed, and ODOT requests that federal funds be obligated (made available) for reimbursing project costs.

All projects, project phases, and programs that use federal funds are required to be listed in the approved MPO Metropolitan Transportation Improvement Program (**MTIP**) and the state transportation improvement program (**STIP**).

Information contained in this report was obtained from FHWA's **FMIS** (Fiscal Management Information System) and from Salem-Keizer Transit staff regarding FTA grants.



Map of the SKATS Region

SKATS—Salem –Keizer Area Transportation Study

As the designated Metropolitan Planning Organization (**MPO**) for the Salem-Keizer Area Transportation Study (**SKATS**), the Mid-Willamette Valley Council of Governments (**MWVCOG**) is responsible for planning, programming, and coordinating federal transportation improvement investments throughout the region. To achieve this objective of regional transportation planning, SKATS has developed important partnerships with the State of Oregon; Marion County; Polk County; Salem Keizer Transit; Salem Keizer School District; and the cities of Salem, Keizer, and Turner. SKATS coordinates its regional planning efforts with the Oregon Department of Transportation (**ODOT**), the Federal Highway Administration (**FHWA**), and the Federal Transit Administration (**FTA**).

Summary of Previous Years Federal Obligations

The amount of funds that were obligated through programs overseen by both the Federal Highway Administration (FHWA) and the Federal Transit Administration (FTA) in recent years are summarized in **Table 1**. The number of projects that have at least one phase that was obligated is included for each year. A project is typically included in more than one year as not all phases of a project are always obligated in the same year. [For example, with a road project: the design may start in year one, right-of-way may occur in year two, and construction in year three.] Therefore, adding the number of projects for each year will not result in the total number of projects receiving federal funds. The amount of funds obligated can vary dramatically from one year to the next due to a variety of reasons. An example of this is the American Recovery and Reinvestment Act of 2009 (ARRA) which provided additional funds to the SKATS area and are reflected in the 2009 and 2010 funding amounts. Large variations in obligation amounts can also occur when the construction phase of a very large project is obligated or several buses are purchased in a single year. Transit formula funds are sometimes combined into a biennial program which causes fluctuations from year to year.

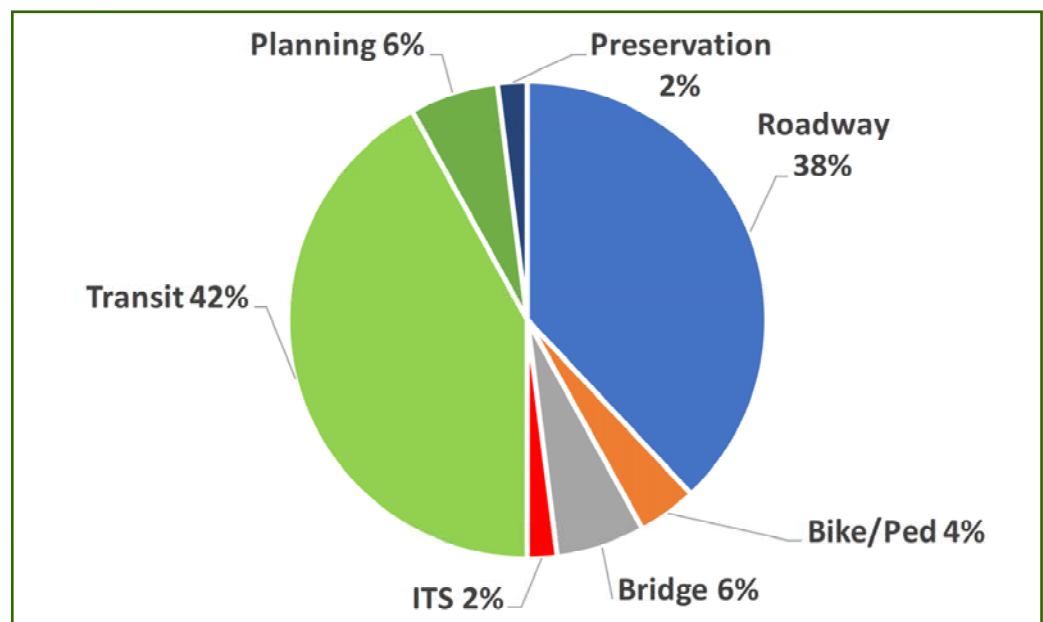
Table 1

Summary of Federal Obligations from 2008 to 2017						
Year Reported	FHWA		FTA		Total Number of Projects *	Total Funds Obligated
	Number of Projects with Obligated Funds*	Funds Obligated	Number of Projects with Obligated Funds*	Funds Obligated		
2008	13	\$ 7,603,364	7	\$ 4,649,459	20	\$ 12,252,823
2009	20	\$ 25,636,270	3	\$ 4,663,038	23	\$ 30,299,308
2010	16	\$ 12,654,873	15	\$ 15,386,064	31	\$ 28,040,937
2011	11	\$ 3,421,070	3	\$ 5,105,790	14	\$ 8,526,860
2012	12	\$ 15,282,037	6	\$ 5,216,186	18	\$ 20,498,223
2013	16	\$ 11,328,216	4	\$ 7,002,818	20	\$ 18,331,034
2014	9	\$ 6,446,242	7	\$ 11,296,634	16	\$ 17,742,876
2015	13	\$ 10,033,858	7	\$ 4,376,040	20	\$ 14,409,898
2016	10	\$ 10,930,048	5	\$ 9,617,847	15	\$ 20,547,895
2017	15	\$ 14,327,748	11	\$ 9,883,270	26	\$ 24,211,018
Totals**		\$ 117,663,726		\$ 77,197,146		\$ 194,860,872
* Number of projects with one or more phases obligated during the fiscal year ** Totals do not include corrections from previous years						

Summary of Federal Obligations in FY 2017

A total of \$24,211,018 of FHWA and FTA federal funds were obligated in Federal Fiscal Year 2017 on 26 regionally significant transportation improvement projects and programs within SKATS. (See **Tables 2** and **4** for detailed information including category of each project.) Of this, \$10,102,331 (42%) was invested in transit projects; \$954,318 (4%) was invested in bicycle and pedestrian improvement projects; \$1,320,726 (5.5%) was invested in bridge projects; \$9,273,795 (38%) was invested in roadway projects; \$1,558,381 (6.5%) was invested in planning; and the remaining \$520,560 (2%) was invested in intelligent transportation systems (ITS). (See **Figure 1**.) While “safety” is not one of the specified categories, it should be noted that most projects also contain a multi-modal safety component. There also was a total of \$(348,632) in adjustments and corrections to previous year federal obligations. (See **Table 3**.)

Figure 1
2017 Federal Funds Obligated by Category
(Does not include state or local funds in the project.)



Center Street Bridge Deck Repair



Design and right-of-way acquisition underway on the project to provide an additional southbound travel lane on 12th Street SE from McGilchrist Street to Fairview Avenue and to allow for multi-modal transportation through the area.

Annual Listing of Obligated Projects—SKATS



Regional Traffic Control Center



45th Avenue near Chemeketa Community College before construction



Delaney Road sidewalks and bike lanes



Cherriots West Salem Connector

The following information regarding the obligation of federal funds for project phases, programs, and transit FTA grants are illustrated in **Tables 2, 3, and 4**:

- FMIS number or FTA project number, which is the federal tracking number;
- MTIP/STIP Key Number;
- Lead agency or agencies responsible for carrying out the project or phase;
- Project name and description;
- Whether or not the project includes walkway or bicycle facilities (roadway projects only);
- Project phase;
- Source of federal funds;
- Total amount of federal funds programmed in the MTIP;
- Amount of federal funds obligated in previous years;
- Amount of federal funds obligated in the 2016 program year;
- Amount of federal funds available for future years;
- Amount of local funds available;
- Total amount of obligated funds-previous, current, and future years; and
- Total amount of funding for program, project, or project phase (federal plus non-federal amount).

- ⇒ Non-transit project obligations for federal fiscal year 2017 are illustrated in **Table 2**.
- ⇒ Adjustments and corrections to projects from prior fiscal years, primarily to funded projects and planning funds that were incorrectly obligated or are closing out a project are illustrated in **Table 3**.
- ⇒ Public transportation projects in the SKATS TIP in which funds were obligated by FTA and FHWA to the Salem Keizer Transit District are illustrated in **Table 4**.

Annual Listing of Obligated SKATS Transportation Projects Federal Fiscal Year 2017

Table 2 FHWA Non-Transit Projects (Page 1 of 3)

FHWA Project Number (FMIS)	Project Key #	Responsible Agency	Project Name/Description	Includes Walkways and Bikeways	Phase (FMIS)	Federal Funding					Total Obl Previous, Current, and Future Years*	Local or State Funds	Total Federal, State, and Local Funds
						Funding Source	Fed Amount Programmed in TIP	Fed Funds Obligated in Previous Yrs	Fed Funds Obligated in FY 2017	Fed Funds Available for Future Years			
S000287	13622 17317	Salem/ODOT	Salem Rivercrossing EIS Category: ITS	N/A	Plan	M230 STP-U	\$ 500,000	\$ -	\$ 500,000	\$ -	\$ 500,000	\$ 57,227	\$ 557,227
			Description: Funding to complete the EIS for a bridge over the Willamette River					\$ -		\$ -	\$ -		\$ -
Comment and Correction: Funds from KN 17317 were added to KN 13622. Only the additional funds are shown here.													
Project Total \$ 500,000 \$ - \$ 500,000 \$ 57,227 \$ 557,227													
C047060-00			Delaney Rd (3rd - 7th) Sidewalks and Bike lanes Category: Bike/Ped		Preliminary Engineering	STP-U	\$ 75,000	\$ 67,298		\$ 7,702	\$ 75,000	\$ 8,584	\$ 83,584
					Preliminary Engineering	Transportation Enhancement	\$ 31,406	\$ 7,702		\$ 23,704	\$ 31,406	\$ 3,594	\$ 35,000
7515008-00					Right of Way	L22E STP Enhancement	\$ 71,784	\$ 72,289	\$ -	\$ (505)	\$ -	\$ 8,216	\$ 80,000
7515008-00	16587	Turner		Yes	Right of Way	STP-U	\$ 44,865	\$ 44,865	\$ -	\$ -	\$ 44,865	\$ 5,135	\$ 50,000
7515006					Construction	Transportation Enhancement	\$ 774,370		\$ 831,643	\$ (57,273)	\$ 831,643	\$ 267,405	\$ 1,099,048
7515007					Other	STP-U	\$ 55,135		\$ 55,135	\$ -	\$ 55,135	\$ 6,310	\$ 61,445
					Other	S080 State Bike Ped	\$ -			\$ -	\$ -	\$ 60,000	\$ 60,000
			Description: Upgrade 1000 feet of existing roadway by adding sidewalks and bike lanes.		Other	TAP	\$ 20,000			\$ 20,000	\$ 20,000	\$ 2,289	\$ 22,289
Comment and Correction: Funds were moved between phases after obligation.													
Project Total \$ 1,072,560 \$ 192,154 \$ 886,778 \$ 361,533 \$ 1,491,366													
			12th St: Hoyt St SE to Fairview Ave SB widening Category: Roadway		Preliminary Engineering	Local	\$ -	\$ -	\$ -	\$ -	\$ -	\$ 461,500	\$ 461,500
6490108	17994	Salem/ODOT		Yes	Right of Way	STP-U	\$ 800,000	\$ -	\$ 799,494	\$ 506	\$ 800,000	\$ 91,506	\$ 891,000
			Description: Additional southbound travel lane, becoming a right-turn only at Fairview Ave.		Construction	STP-U	\$ 2,063,000	\$ -	\$ -	\$ 2,063,000	\$ 2,063,000	\$ 395,241	\$ 2,458,241
Comment and Correction: PE was locally funded.													
Project Total \$ 2,863,000 \$ - \$ 799,494 \$ 948,247 \$ 3,810,741													
			I-5: Kuebler Intchg Phase 2 Sound Wall (Salem) Category: Roadway		Preliminary Engineering	H660	\$ -	\$ -	\$ -	\$ -	\$ -	\$ 500,000	\$ 500,000
	18156	ODOT		No	Right of Way	JTA	\$ -		\$ -		\$ -	\$ 1,135,000	\$ 1,135,000
					Other	JTA	\$ -		\$ -		\$ -	\$ 302,800	\$ 302,800
S001425			Description: Build soundwall to mitigate noise from I-5.		Construction	JTA	\$ -	\$ -	\$ 3,360,186		\$ 3,360,186	\$ 283,478	\$ 3,643,664
Comment and Correction: The JTA funds in construction were converted to 2001 federal funds.													
Project Total \$ - \$ - \$ 3,360,186 \$ 2,221,278 \$ 5,581,464													

Continued next page

Annual Listing of Obligated SKATS Transportation Projects Federal Fiscal Year 2017 Table 2 FHWA Non-Transit Projects (Page 2 of 3)

FHWA Project Number (FMIS)	Project Key #	Responsible Agency	Project Name/Description	Includes Walkways and Bikelanes	Phase (FMIS)	Funding Source	Federal Funding					Total Obl Previous, Current, and Future Years*	Local or State Funds	Total Federal, State, and Local Funds
							Fed Amount Programmed In TIP	Fed Funds Obligated in Previous Yrs	Fed Funds Obligated In FY 2017	Fed Funds Available for Future Years				
6490101-00	18265	Salem	Signal Controller Updates (Salem)	N/A	Other	STP-U	\$ 146,500	\$ 124,500	\$ 10,560	\$ -	\$ 135,060	\$ 15,458	\$ 150,518	
			Category: ITS											
			Description: Upgrade traffic controllers in the downtown area, including the purchase of 18 ethernet cards.											
Comment and Correction: Funds were added after obligation.														
Project Total \$ 146,500 \$ 124,500 \$ 10,560 \$ - \$ 135,060 \$ 15,458 \$ 150,518														
S0001487	18574	ODOT	I-5: Salem Area Bridge End Panel Raising	N/A	Preliminary Engineering	L1CE Bridge Program	\$ 620,034	\$ 415,142	\$ 230,319	\$ (25,427)	\$ 620,034	\$ 70,966	\$ 691,000	
Category: Roadway			Description: Replace end panels on 4 bridges on I-5.		Construction	L1CE Bridge Program	\$ 3,195,285	\$ -	\$ 3,195,285	\$ 365,715	\$ 3,561,000			
Comment and Correction: Funds were moved between phases after obligation.														
Project Total \$ 3,815,319 \$ 230,319 \$ 3,169,858 \$ 3,815,319 \$ 436,681 \$ 4,252,000														
6490112	19229	Salem	Regional Traffic Signal Control Center Ops 2017-18	N/A	Other	STP-U	\$ 510,000	\$ -	\$ 510,000	\$ -	\$ 510,000	\$ 168,372	\$ 678,372	
Category: Intelligent Transportation Systems														
Comment and Correction: Regional Traffic Signal Control Ctr. Operation . Operated by the city of Salem.														
Project Total \$ 510,000 \$ 510,000 \$ - \$ 510,000 \$ 168,372 \$ 678,372														
S0300024	19237	Marion County	45th Ave: Ward Dr-Silverton Rd, Bicycle and Pedestrian Improvements	Preliminary Engineering	M230 STP-U	\$ 68,000	\$ 68,000	\$ -	\$ -	\$ 68,000	\$ 148,000	\$ 216,000		
C047080			Preliminary Engineering	Z301 TAP-U	\$ 67,540	\$ -	\$ 67,540	\$ -	\$ 67,540	\$ 7,730	\$ 75,270			
			Right of Way	STP-U	\$ 51,000	\$ -	\$ -	\$ 51,000	\$ 51,000	\$ 6,000	\$ 57,000			
			Right of Way	TAP-U	\$ 138,200	\$ -	\$ -	\$ 138,200	\$ 138,200	\$ 15,818	\$ 154,018			
			Construction	TAP-U	\$ 674,923	\$ -	\$ -	\$ 674,923	\$ 674,923	\$ 77,248	\$ 752,171			
			Construction	STP-U	\$ 1,760,833	\$ -	\$ -	\$ 1,760,833	\$ 1,760,833	\$ 251,249	\$ 2,012,082			
			Construction Engineering	STP-U	\$ -	\$ -	\$ -	\$ -	\$ -	\$ -	\$ -			
Description: Add sidewalks, curbs, bikelanes, and turn lanes.														
Project Total \$ 2,760,496 \$ 68,000 \$ 67,540 \$ 2,624,956 \$ 2,760,496 \$ 506,045 \$ 3,266,541														
S0300022-00	19443	ODOT	OR22: Willamette River EB (Center St) Bridge Deck Overlay	Preliminary Engineering	Z001 NHP	\$ 314,055	\$ 343,890	\$ -	\$ -	\$ 343,890	\$ 39,360	\$ 383,250		
C0300024			Construction	Z001 NHP	\$ 3,544,335	\$ 1,594,770	\$ 955,847	\$ 993,718	\$ 3,544,335	\$ 405,665	\$ 3,950,000			
Description: Place membrane, address the joints and overlay the deck of the Center Street Bridge														
Project Total							\$ 3,858,390		\$ 955,847	\$ 993,718	\$ 3,888,225	\$ 445,025	\$ 4,333,250	

Continued next page

Annual Listing of Obligated SKATS Transportation Projects Federal Fiscal Year 2017

Table 2 FHWA Non-Transit Projects (Page 3 of 3)

FHWA Project Number (FMIS)	Project Key #	Responsible Agency	Project Name/Description	Includes Walkways and Bikelanes	Phase (FMIS)	Federal Funding				Total Obl Previous, Current, and Future Years*	Local or State Funds	Total Federal, State, and Local Funds
						Funding Source	Fed Amount Programmed in TIP	Fed Funds Obligated in Previous Yrs	Fed Funds Obligated in FY 2017	Fed Funds Available for Future Years		
S001508	19831	Marion County	I-5: Woodburn-Salem Resurfacing Category: Pavement Preservation Description: Repave I-5 from Woodburn to Salem	N/A	Preliminary Engineering Construction	STP-Flexible STP-Flexible	\$ 433,250 \$ 10,497,019	\$ - \$ -	\$ 480,907 \$ -	\$ (47,657) \$ 10,497,019	\$ 40,571 \$ 1,201,431	\$ 521,478 \$ 11,698,450
Project Total \$ 10,930,269 \$ - \$ 480,907 \$ 10,449,362 \$ 10,977,926 \$ 1,242,002 \$ 12,219,928												
S001508	19929	Marion County	I-5: Kuebler Blvd to Delaney Rd Widening Category: Roadway Description: Add third lane both directions on I-5 between Kuebler interchange and the Delaney interchange.	N/A	Preliminary Engineering Right of Way	Z460 NHFP Nat. Hwy. Freight Program	\$ 4,607,311 \$ 8,764,589	\$ - \$ -	\$ 5,114,115 \$ -	\$ (506,804) \$ 8,764,589	\$ 431,445 \$ 739,411	\$ 5,545,560 \$ 9,504,000
S030026	20046	ODOT/Salem	OR22: Center St Bridge (Salem) - Seismic Retrofit Study Category: Planning Description: Evaluate the Center St Bridge to determine seismic retrofit improvements.	N/A	Planning	STP-U	\$ 179,460	\$ -	\$ 179,460	\$ -	\$ 20,540	\$ 200,000
Project Total \$ 13,371,900 \$ - \$ 5,114,115 \$ 8,257,785 \$ 13,878,704 \$ 1,170,856 \$ 15,049,560												
SA00111	20681	ODOT	Region 2 Bridge Screening Project Category: Bridge Description: Install bridge protective screening and bridge rail repair	Yes	Preliminary Engineering Construction	Z001 NHFP NHFP	\$ 213,647 \$ 967,559	\$ - \$ -	\$ 134,560 \$ -	\$ 79,087 \$ 967,559	\$ 24,453 \$ 110,741	\$ 238,100 \$ 1,078,300
Comment and correction: Funds were added to the project to increase the number of bridges in October 2017, which is reflected here.												
PR18202	20750 21008	SKATS MPO	Salem-Keizer-Turner MPO Planning SFY18 Category: Planning	N/A	Planning Planning	M23E STP-U M23E STP-U	\$ 403,000 \$ 475,921	\$ - \$ -	\$ 403,000 \$ 475,921	\$ - \$ -	\$ 46,125 \$ 54,471	\$ 449,125 \$ 530,392
Comment and Correction: Includes the carryover and were from several funding sources												
Project Total \$ 1,181,206 \$ - \$ 134,560 \$ 1,046,646 \$ 1,181,206 \$ 135,194 \$ 1,316,400												
TOTAL FEDERAL FUNDS IN FHWA PROJECTS OBLIGATED IN FY 2017 \$ 878,921 \$ - \$ 878,921 \$ 100,596 \$ 979,517												

* Total Obligation may not equal Total Programmed due to rounding and other reasons listed in comments for each project.

Annual Listing of Obligated SKATS Transportation Projects Federal Fiscal Year 2017

**Table 3 Adjustments and Corrections to
Previous Years Federal Obligations**

FHWA Project Number (FMIS)	Project Key #	Responsible Agency	Project Name/Description	Includes Walkways and Bikelanes	Phase (FMIS)	Funding Source	Fed Funds Obligated in FY 2017	Local or State Funds	Total Adjusted Federal, State and Local Funds
3850013	14316	Keizer	Chemawa Rd (River Rd. to Keizer Rapids Park) Bike Lanes and Sidewalks	Yes	Right of Way	L23E STP-U	\$ 21,880	\$ 2,504	\$ 24,384
Comment and Correction: Funds were moved from right of way to construction, but showed up in different fiscal years.									
Project Total							\$ 21,880	\$ 2,504	\$ 24,384
C047053	14333	Marion County	Ward Dr. (Ward Ct - Lancaster) Urban Standards	Yes	Construction	L23E STP-U	\$ (123,948)	\$ (14,186)	\$ (138,135)
C047053					Construction	L23E STP-U	\$ 44,455	\$ (231,571)	\$ (187,116)
Project Total							\$ (79,493)	\$ (245,758)	\$ (325,251)
S150010	14870	Salem	Hwy 150 (OR 221) Wallace Rd @ Glen Creek	Yes	Construction	M230 STP-U	\$ 633,106	\$ 85,399	\$ 718,505
S150010					Construction	M230 STP-U	\$ (796,497)	\$ (91,163)	\$ (887,659)
Project Total							\$ (163,391)	\$ (5,763)	\$ (169,155)
3850015	17313	Keizer	Verda Lane @ Chemawa Rd - Roundabout (Keizer)	Yes	Right of Way	M230 STP-U	\$ (80,609)	\$ (9,226)	\$ (89,835)
Project Total							\$ (80,609)	\$ (9,226)	\$ (9,199)
C047075	17316	Marion County	Cordon Rd Left Turn Pockets (Carolina & Indiana)	Yes	Construction	M230 STP-U	\$ 7,533	\$ (402,089)	\$ (394,556)
Project Total							\$ 7,533	\$ (402,089)	\$ (394,556)
C047073	18123	Marion County	Brown Rd: Arizona Ave-San Francisco Dr (Salem)	Yes	Right of Way	M240 STP-Flex	\$ (32,672)	\$ (3,739)	\$ (36,412)
Project Total							\$ (32,672)	\$ (3,739)	\$ (36,412)
TOTAL ADJUSTMENTS AND CORRECTIONS FROM PREVIOUS YEARS OBLIGATIONS							\$ (348,632)		

Annual Listing of Obligated SKATS Transportation Projects Federal Fiscal Year 2017

Table 4 Transit Projects

FTA Project Number	Project Key #	Responsible Agency	Project Name/Description	Federal Funding					Total Obligated Federal, State and Local Funds			
				Funding Source	Fed Amount Programmed *	Fed Funds Obligated in Previous Yrs	Fed Funds Obligated in FY 2017	Fed Funds Available for Future Years				
OR-2017-001-000	19114	SK Transit	Transit Urban (5339) Formula Program 2014 SKT	Transit 5339	\$ 681,935	\$ -	\$ 681,935	\$ -	\$ 170,484	\$ 852,419		
OR-2017-001-000	19218	SK Transit	Transit Urban (5339) Formula Program 2015 SKT	Transit 5339	\$ 750,000	\$ -	\$ 649,918	\$ -	\$ 162,480	\$ 812,398		
OR-2017-001-000	19250	SK Transit	Transit Urban (5339) Formula Program 2016 SKT	Transit 5339	\$ 750,000	\$ -	\$ 611,675	\$ -	\$ 152,919	\$ 764,594		
OR-2017-001-001	19255	SK Transit	Transit Urban (5339) Formula Program 2017 SKT	Transit 5339	\$ 750,000	\$ -	\$ 666,565	\$ -	\$ 166,641	\$ 833,206		
OR-2017-002-000	19244	SK Transit	SAMTD Bus Replacement Purchases	M230 STP-U	\$ 1,606,000	\$ -	\$ 1,606,000	\$ -	\$ 183,814	\$ 1,789,814		
OR-2017-002-001	19916	SK Transit	SAMTD Mass Transit Program (15-17)	Z240 STP	\$ 449,547	\$ -	\$ 449,547	\$ -	\$ 51,453	\$ 501,000		
OR-2017-020-000	19252	SK Transit	Transit Urban (5307) Formula-Operating 2017 SKT	Transit 5307	\$ 1,696,522	\$ -	\$ 1,745,475	\$ -	\$ 1,745,475	\$ 3,490,950		
OR-2017-020-000	19251	SK Transit	Transit Urban (5307) Formula Program 2017 SKT	Transit 5307	\$ 4,388,966	\$ -	\$ 2,790,899	\$ -	\$ 697,725	\$ 3,488,624		
OR-2017-006-000	19249	SK Transit	Transit Urban (5310) Formula Program 2016 SKT	Transit 5310	\$ 250,000	\$ -	\$ 224,033	\$ -	\$ 56,008	\$ 280,041		
OR-2017-006-001	19253	SK Transit	Transit Urban (5310) Formula Program 2017 SKT	Transit 5310	\$ 250,000	\$ -	\$ 232,898	\$ -	\$ 58,225	\$ 291,123		
OR-2017-007-000	19741	SK Transit	Computer-Aided Dispatch/Automated Vehicle Location System (Cherriots)	M230 STP-U	\$ 224,325	\$ -	\$ 224,325	\$ -	\$ 25,675	\$ 250,000		
Funding amounts programmed are the estimated amounts that SAMTD will receive for each program, not necessarily the authorized amount.												
FTA Projects Obligated in 2017 Total										\$ 9,883,270	\$ 3,470,899	\$ 13,354,169
6490114	19242	SK Transit	Mid-Valley Regional Transportation Options Program (SPY 2017-18) Description: Promote and encourage the use of carpools, vanpools and transit. Comment and Correction: Half of the STP-U funds were obligated in 2017.	M23E STP-U	\$ 393,123		\$ 196,561	\$ 196,562	\$ 393,123			
				STP Flex	\$ 228,085		\$ -	\$ 228,085	\$ 26,105	\$ 254,190		
6490114				STP-U	\$ 45,000		\$ 22,500	\$ 22,500	\$ 5,150	\$ 50,150		
Project Total										\$ 219,061	\$ 31,255	\$ 697,463
FHWA Projects Obligated in 2017 Total										\$ -		
TOTAL FEDERAL FUNDS IN TRANSIT PROJECTS OBLIGATED IN 2017										\$ 10,102,331		

Completed Projects

The following roadway construction projects--that used MPO or ODOT federal funds, or regionally significant locally funded projects in the TIP, and are within the Salem-Keizer urbanized area,--were completed in FY 2017:

Minto Island Bike/Ped Bridge and Path (Salem) - KN 16197

The Peter Courtney Minto Island Bicycle and Pedestrian Bridge and connecting trail to Minto Brown Island Park completed the connection between Riverfront Park and Minto Brown Island Park. The project, totaling \$10 million, completes the last critical link in connecting 1000 acres of parks and more than 20 miles of off-street trails between south Salem, downtown, and West Salem.




Before—No pedestrian or bicyclist crossing



After—New bridge and pathway connections for bicyclists and pedestrians.

OR22: Willamette River EB (Center St.) Bridge Deck Overlay - KN 19443

The deteriorating surface of the Center Street Bridge was replaced. This included replacing the membrane, addressing the joints, and paving the roadway surface of the deck. The total cost of the project was \$4.3 million.



Before—Poor pavement condition



After—Repaired joint and new pavement.

Projects Under Construction

The following are roadway construction projects or transit capital projects within the Salem-Keizer urbanized area that use MPO or ODOT federal funds. These projects were under construction (or contract for purchase) in FY 2017 and are anticipated to be completed in FY 2018:

* **Delaney Rd. (3rd-7th) Sidewalks and Bike Lanes - KN 16587**

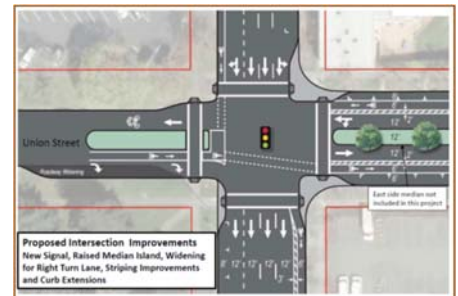
Sidewalks and bike lanes are being constructed on Delaney Road between 3rd Street and 7th Street. The project includes the crossing of the railroad tracks, which is the only remaining portion of the project to be completed. The \$1.5 million project is being funded using Transportation Enhancement and STP-U funds, along with ODOT rail and local funds.



Delaney Road—New curb ramp and sidewalks.

* **Union St. NE @ Commercial St. NE (Salem) - KN 19233**

A new traffic signal is being installed at the intersection of Union Street and Commercial Street for the purpose of providing bicyclists and pedestrians the opportunity to cross the intersection. The project includes curb extensions, a median, a right-turn pocket, pavement markings to enhance the visibility and safety of pedestrians and bicyclists. The \$1.1 million project is funded using STP-U and Salem Urban Renewal Agency funds.



Union Street conceptual design.

* **I-5: Kuebler Interchange Phase 2 Sound Wall (Salem) - KN 18574**

A sound wall is being constructed on I-5 to mitigate the noise from the recently updated interchange at Kuebler Boulevard. The project estimate is \$6.8 million.